

Sign up for Visa Purchase Alerts

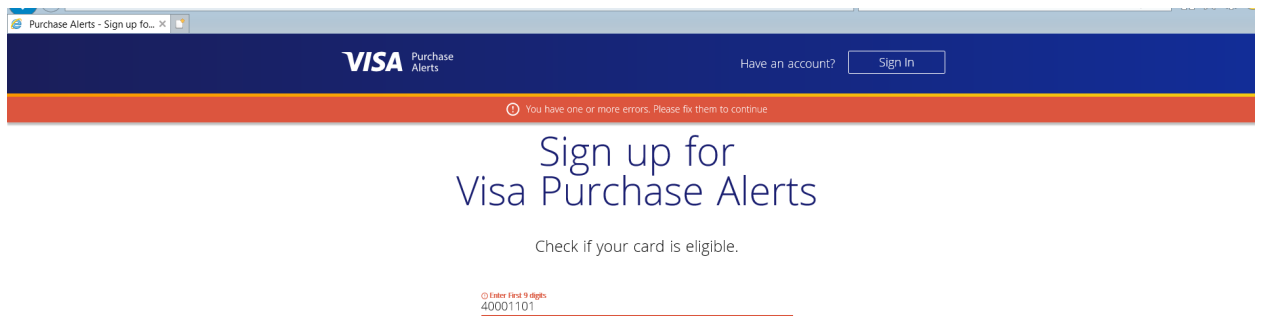
Check if your card is eligible.

Enter First 9 digits

Cancel >

Check Eligibility >

- Enter the first 9 digit of your card.
- Click Check Eligibility
- If you don't enter the full 9 digits it will give an error message to fix item to continue.



Create your Account Screen will appear. Enter in the following info

- First and Last Name
- Email Address- (If you have already registered an email address, you can not use it again. You will need to sign into your account.) Go to the Sign in Icon at the top of page.
- User Name
- Create password
- Terms and Conditions.

✓ This card is eligible

Create your account

First Name Last Name

Email Address

NOTE Please Note: If the E-mail was previously registered, it cannot be used again

Username

Create Password [Show](#)

I agree to the [Terms and Conditions](#) and [Privacy Policy](#).

Continue >

- You will receive a email with a 6 digit pin to authenticate you.

Confirm your Email address

To confirm your identity, we've sent a code to
@gmail.com.
Please enter the code to continue.

Resend Code >


Continue >

[Change email address >](#)

- Enter the 6-digit code

- Continue
- Add your Card.
- Complete the information.
 - Complete entering in the rest of your 16 digit card number (7 digits)
 - Exp Date
 - CVV 2
 - Billing Info
 - Address, City, State and Zip code.

Add your Card



Enter a valid Visa Card number
4000 1101 2 ____ ____

Expiration Date _____ Security Code _____

Card Nickname _____

Billing Address

First Name _____ Last Name _____

Address 1 _____

Address 2 (optional) _____

City _____






State _____ Zip Code _____

[Cancel](#) [Create Account](#)

Set up Alerts- for Email alerts.

- History- Shows past 7 days of transactions alerts
- Alerts. You choose what you want to be alerted on.
 - Purchases, you choose the \$ amount.
 - Out of the Country
 - Online of Phone purchase
 - Credit issued
 - Declined transactions.

History Alerts

	Alert me when a purchase meets or exceeds this amount: Amount \$ 1	<input checked="" type="checkbox"/> Email <input type="checkbox"/> Text
	Alert me when my card is used outside the United States	<input checked="" type="checkbox"/> Email <input type="checkbox"/> Text
	Alert me when a purchase is made online or by phone	<input checked="" type="checkbox"/> Email <input type="checkbox"/> Text
	Alert me when a credit is being processed on my card.	<input type="checkbox"/> Email <input type="checkbox"/> Text
	Alert me when a transaction has been declined.	<input checked="" type="checkbox"/> Email <input type="checkbox"/> Text

[Cancel >](#) [Save Changes >](#)

Set up Text Alerts

- Go to Profile



Profile

Name	<input type="text"/>
Password	<input type="password"/>
Email	<input type="text"/>
Mobile Number	<input type="text"/>
Delete Profile	<input type="button" value="Delete Profile"/>

- Select Mobile Number

- Add number

Mobile Number

There's no Mobile Number associated with this account.

[Add Number >](#)

- Add a Mobile Number.

Add a Mobile Number

Mobile Number

NOTE

Please Note: If the Phone Number was previously registered, it cannot be used again

Cancel >

Continue >

- A policy to send text agreement appears.

I agree that text messages can be sent to _____ for Visa Purchase Alerts, including a final confirmation message if I opt out, in accordance with the [Terms and Conditions](#) and [Privacy Policy](#).

Email VisaPurchaseAlertsHelp@Visa.com for more info. Reply STOP to 90934 to cancel. Reply HELP to 90934 for help. Message frequency varies. Message and Data Rates May Apply. View Supported Carriers.

No > Yes >

- An Authentication box will appear, and you will receive a 6-digit code texted to your phone.

Confirm your Mobile Number

To confirm your identity, we've sent a code to

Please enter the code to continue.

1 2 3 4 5 6






Resend Code >

Continue >

Cancel >

- Enter the pin.
- Select Cards at the top of page.
- Go to alerts tab.
- Check box TEXT box.
- Click Save Changes.

History Alerts

-  Alert me when a purchase meets or exceeds this amount:
Amount
\$ 1
 Email Text
-  Alert me when my card is used outside the United States
 Email Text
-  Alert me when a purchase is made online or by phone
 Email Text
-  Alert me when a credit is being processed on my card.
 Email Text
-  Alert me when a transaction has been declined.
 Email Text

Cancel >

Save Changes >

Passwords- Forgot your user ID or Password- click on the Forgot?, next to the item your forgot and

- User Name- Enter Email

Forgot your Username?

To retrieve your Username, just enter the Email associated with this account. You'll receive an Email with your Username.

Email

Cancel >

Continue >

- Password- Enter User Name

Forgot your Password?

To reset your Password, just enter the Username associated with this account. You'll receive an email with instructions on how to reset your password.

Enter username

Cancel >

Continue >